

Screws

1. Drive Styles

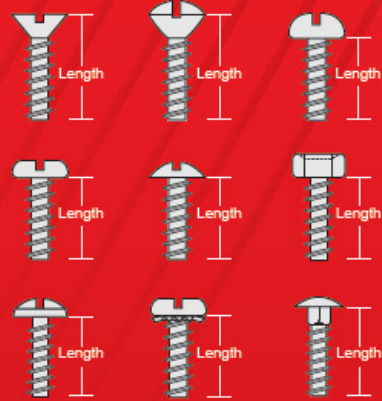
- Phillips
- Slotted
- Combination (Phillips/Slot)
- Six Lobe
- Hexagon
- Hexagon Washer
- Slotted Hexagon Washer
- Square
- Pozi Drive

















2. Head Styles

- Pan
- Round
- Truss
- K-Lath/Modified Truss
- Oval
- Bugle

3. Point/Thread Styles

- Sheared End / Machine Screw
- Wood Screw
- Type A Self Tapping
- Type AB Self Tapping
- Type B Self Tapping
- Hi-Lo Self Tapping
- Type 25 Thread Cutting
- Type 23 Thread Cutting
- Type F Thread Cutting
- Gimlet / Lag Screw
- Thread Rolling for Plastics
- Tri-Lobular Thread Rolling
- Type 2 Self Drilling
- Type 3 Self Drilling
- Deck / Particle Board Screw
- Round Type U Drive Screw
- Dry Wall Screw Sharp Point
- Dry Wall Screw Drill Point
- Sharp Point / Self Piercing



	Description
SOCKET HEAD CAP SCREWS	Socket Screws
	Socket Head Cap Screws
	Flat Socket Cap Screws
FLAT SOCKET CAP SCREWS	Button Socket Cap Screws
	Socket Shoulder Screws
BUTTON SOCKET CAP SCREWS	Low Head Socket Cap Screws
	Dowel Pins 
SOCKET SHOULDER SCREWS	Pipe Plugs 
	Set Screws (Multiple Point Types)
LOW HEAD SOCKET CAP SCREWS	Cup Point Set Screws 
	Knurl Cup Set Screws 
SOCKET SET SCREWS	Cone Point Set Screws 
	Oval Point Set Screws 
	Half Dog Set Screws 
	Full Dog Set Screws 
	Flat Point Set Screws 